

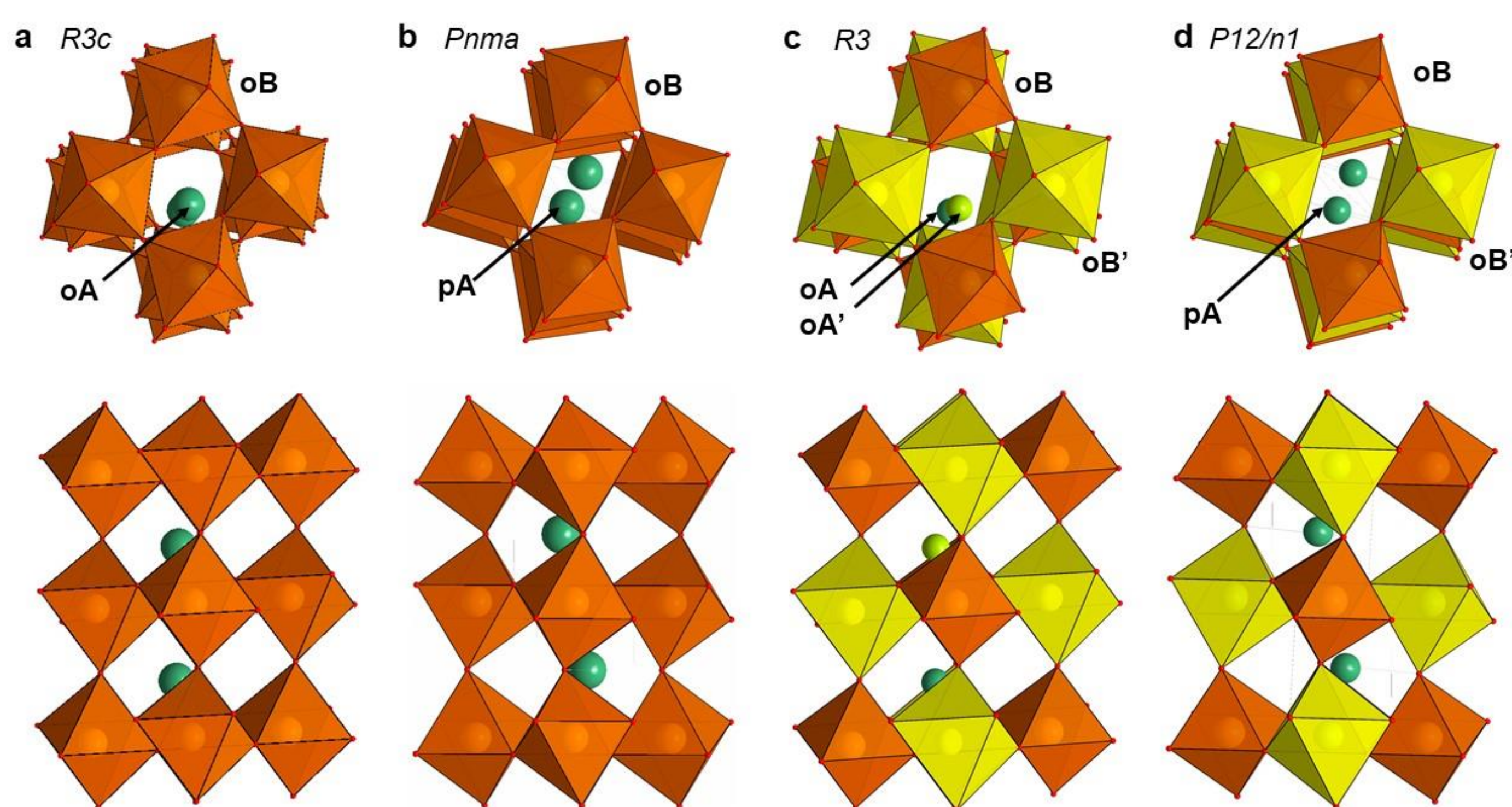
1. Introduction

Bridgmanite elasticity is influenced by chemical composition, oxygen vacancies, and pressure-induced high-spin to low-spin transition in iron. The effect of pressure-driven spin transition(s) in iron-bearing bridgmanite on bulk modulus is complex, because iron could occupy different crystallographic sites and can occur as both ferrous and ferric. In addition, high-pressure experiments with silicate perovskite end-members could provide us with a self-consistent elasticity database and clarify mechanism(s) of cations substitution.

2. Methods

Samples synthesis in Large Volume Press, diamond anvil cells for pressure generation, synchrotron radiation based *in situ* single-crystal X-ray diffraction, and Mössbauer spectroscopy.

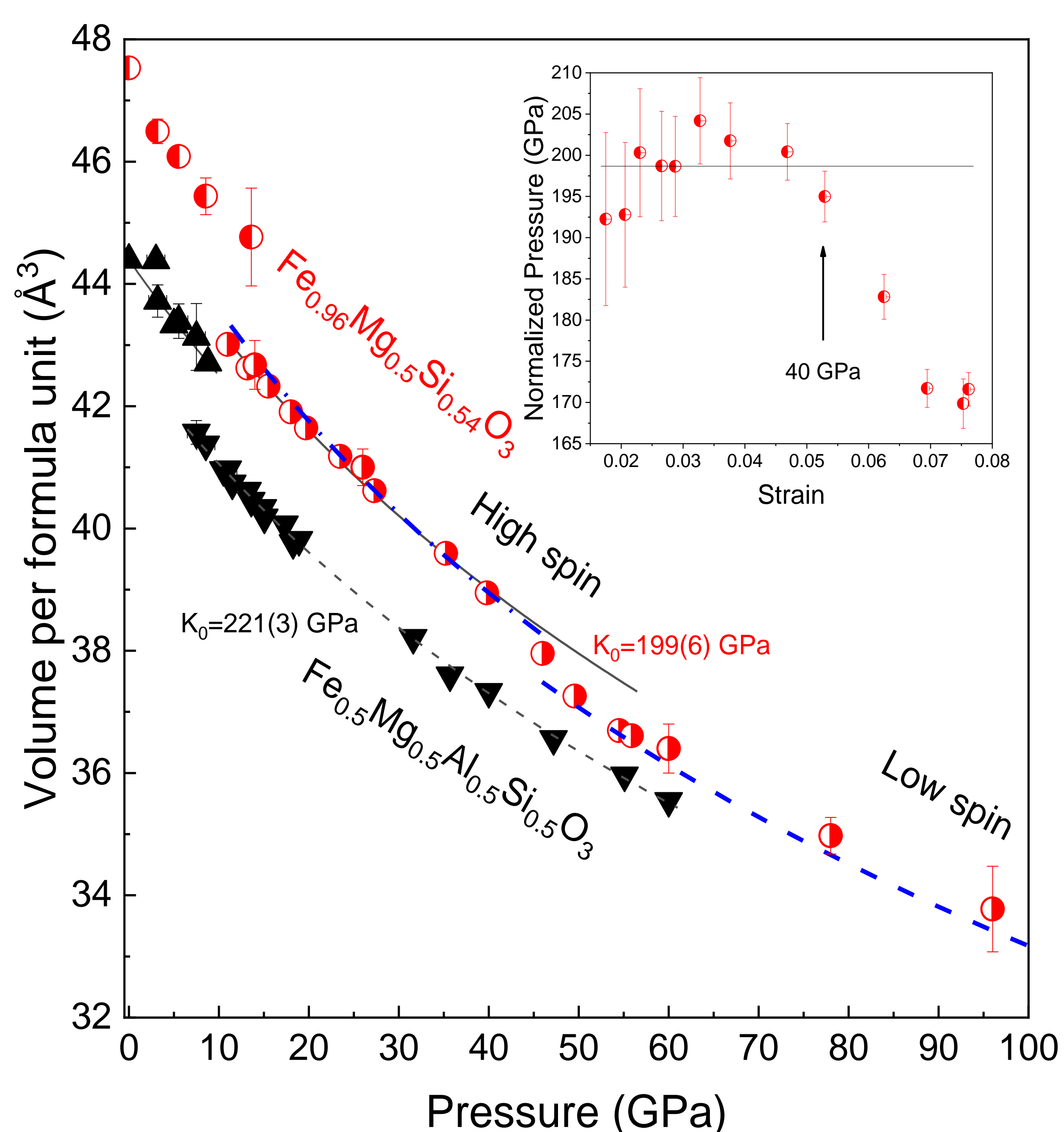
3. Results: Structures and their relations



Crystal structures of $Fe_{0.5}Mg_{0.5}Al_{0.5}Si_{0.5}O_3$ (a, b) and $Fe_{0.96}Mg_{0.5}Si_{0.54}O_3$ (c, d) silicate phases and their structural relations

(a,c) Phases stable at $P < 10$ GPa, (b,d) Phases stable at $P > 10$ GPa. Distinguishable crystallographic sites are different in color. pA refers to prismatic A-site, oB and oB' refers to octahedral B- and B'-site

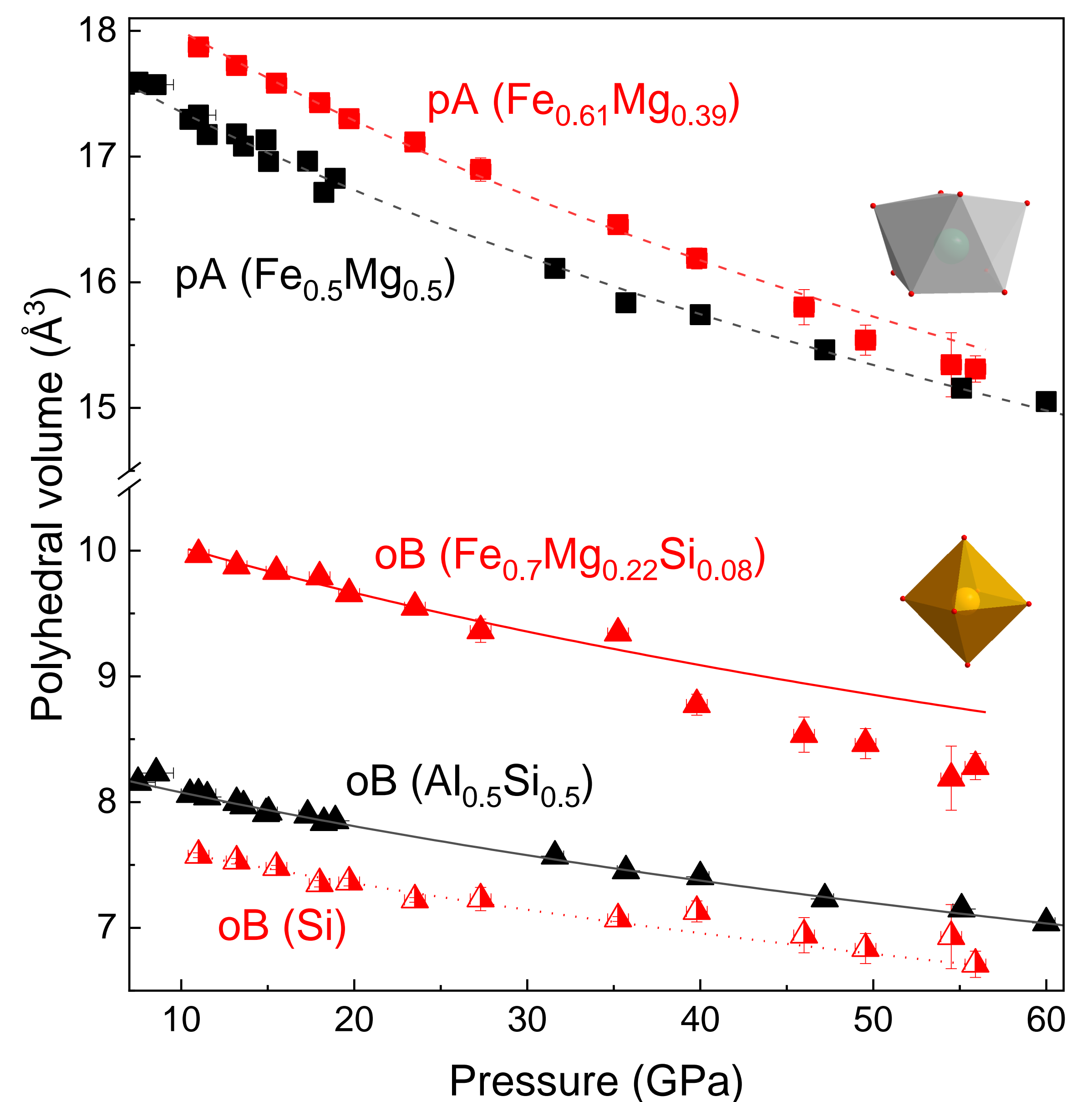
4. Results: Compressibility



Cold compression behaviour of $Fe_{0.5}Mg_{0.5}Al_{0.5}Si_{0.5}O_3$ and $Fe_{0.96}Mg_{0.5}Si_{0.54}O_3$

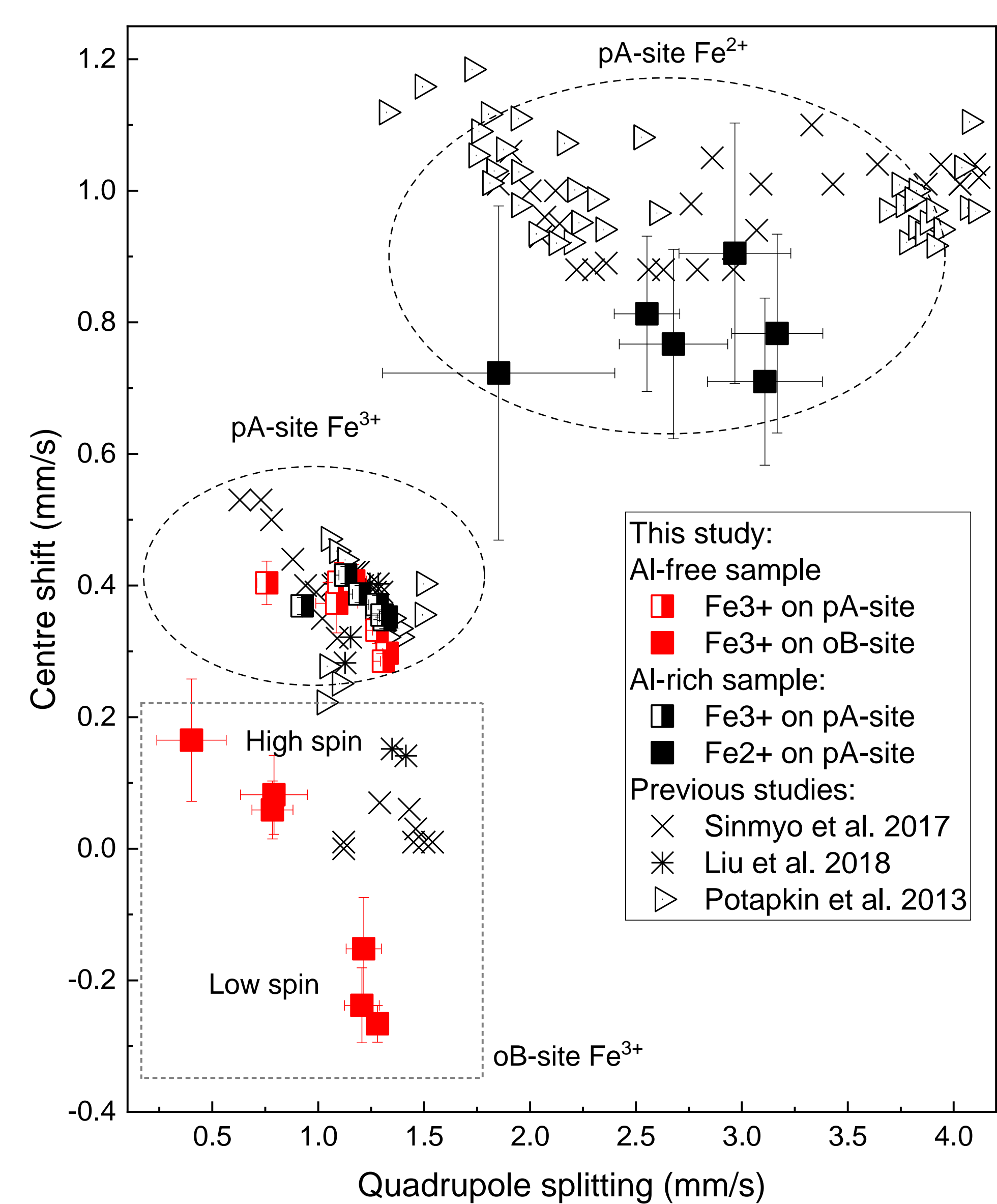
Black lines represent fits of P-V data with second order Birch-Murnaghan EoS. Blue lines are data from (Lin et al., 2000). At pressures above ~ 10 GPa samples with both compositions transform to (pseudo) orthorhombic perovskite-type structured phases. Inset: Above 40 GPa softening of the phase is obvious and related to spin transition of Fe^{3+} located in the B'-site of double-perovskite.

5. Results: Crystal chemistry



Compressibility of individual polyhedra in Al-rich silicate perovskite (black) and Al-poor silicate double perovskite (red).

6. Results: Mössbauer spectroscopy



A summary of quadrupole splitting and centre shift of silicate perovskite samples at high pressure.

For comparison, we plotted data from previous studies involving data collection on Fe-bearing bridgmanites. Liu et al. 2018 (stars) used nuclear forward scattering; Sinmyo et al. 2017 (crosses) and Potapkin et al. 2013 (triangles) used SMS.

Key points:

- First silicate double-perovskite
- New corundum-structure derivative
- Fe, Mg-bearing octahedral site in dPv